

Pioneer Dj

Streaming Service Usage Guide



About this manual

Read “rekordbox Introduction” and “Operating Instructions.”

- In this manual, the name of buttons and menus displayed on rekordbox are indicated with brackets (e.g. [BPM], [Collection] window).
- Please note that depending on the operating system version, operation of web browser settings, etc. may differ from the procedures described in this manual.
- Please note that the language on the rekordbox screen described in this manual may differ from the language on your screen.
- Please note that the specifications, design, etc. of rekordbox may be modified without notice and may differ from the descriptions in this manual.

Contents

About this manual	2
Introduction.....	4
Log in	5
Displaying music files from SoundCloud.....	5
Displaying music files from Beatport.....	7
Playing.....	9
Importing and playing tracks	9
Playing offline (Beatport).....	10
Others	11
Troubleshooting	11
Limitations.....	13
System Requirements.....	13
Copyright warning	14
Trademarks and licenses.....	14

Introduction

rekordbox can use music files from a music streaming service for DJ performance. By using music files from a streaming service, you can select more tracks for your DJ performance.

- SoundCloud

To use the SoundCloud streaming service with rekordbox, you need to register for SoundCloud Go+. For details on services and available areas, visit the SoundCloud website.

<https://soundcloud.com/>

- Beatport

To use the Beatport streaming service with rekordbox, you need to register for Beatport LINK. For details on services and available areas, visit the Beatport website.

<https://www.beatport.com/>

To log in to the music streaming service, it is required to connect your computer to the Internet.

The streaming service can be used in **PERFORMANCE** mode. You need to activate rekordbox dj to use this mode.

- For details on activation, refer to “rekordbox Introduction.”
- Check that the version of rekordbox is 5.6.1 or higher. If not, update rekordbox to the latest version.

Log in



Check that **[PERFORMANCE]** is selected in the upper-left corner of the screen.

Displaying music files from SoundCloud

Log in to SoundCloud from rekordbox to display music files from SoundCloud in the track list of the browser panel.

- 1 Click [Log in] next to [SoundCloud] in the tree view of the browser panel.

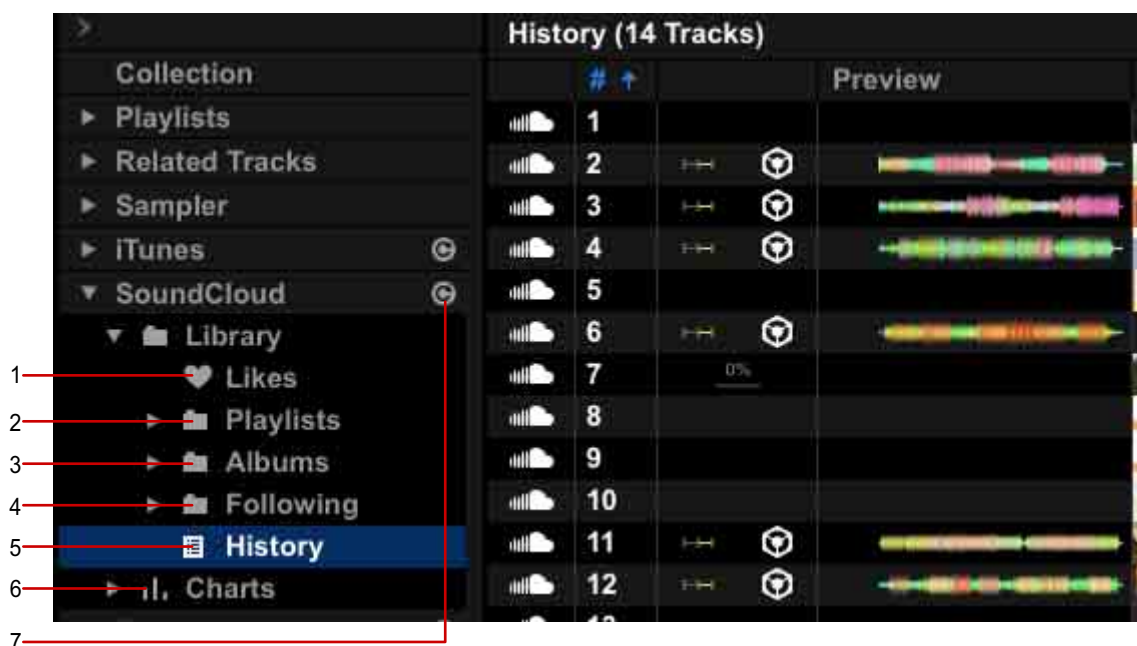


- 2 Click [Sign in to your Go+ account].
Your web browser launches and the SoundCloud sign in window is displayed.
- 3 Log in to an account with SoundCloud Go+.
When log in is completed, the SoundCloud library loads onto rekordbox.
 - If you log in to an account without SoundCloud Go+, tracks cannot be loaded. The loaded tracks are indicated with .
 - Tracks indicated with  cannot be played on rekordbox.

■ To log out

Right-click [SoundCloud] in the tree view, and then select [Log out].

Menu in the tree view

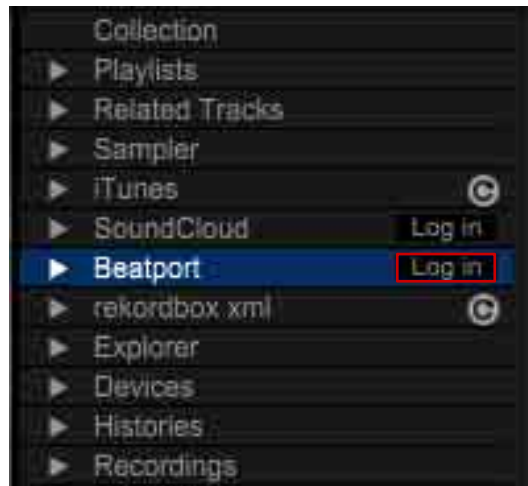




1. [Likes]
Displays tracks set as your favorites.
2. [Playlists]
Displays playlists created or set as your favorite on SoundCloud.
3. [Albums]
Displays your favorite albums on SoundCloud.
4. [Following]
Displays your favorite users on SoundCloud.
5. [History]
Displays the tracks played on SoundCloud.
6. [Charts]
Displays high-ranking tracks in each genre on SoundCloud.
<https://soundcloud.com/charts>
7. Update button
Updates the library.

Displaying music files from Beatport

Log in to Beatport from rekordbox to display music files from Beatport in the track list of the browser panel.

- 1 Click [Log in] next to [Beatport] in the tree view of the browser panel.



- 2 Click [Sign in to your Beatport LINK Account].
Your web browser launches and the Beatport log in window is displayed.
- 3 Log in to an account with Beatport LINK.
When log in is completed, the Beatport library load onto rekordbox.
 - If you log in to an account without Beatport LINK, tracks cannot be loaded. The loaded tracks are indicated with .
 - Tracks indicated with  cannot be played on rekordbox.

To log out

Right-click [Beatport] in the tree view, and then select [Log out].


Menu in the tree view



1. [Playlists]
Displays playlists.
2. [Beatport Locker]
Displays tracks saved on your computer.
3. [Tracks]
Displays all tracks.
4. [Genre]
Displays tracks by genre.
5. Update button
Updates the library.

Playing

Importing and playing tracks

- 1 Right-click the track, and then select [Import To Collection].
Music files are downloaded and imported to [Collection].
Imported tracks are indicated with .
- 2 Load the track to the deck, and then play it.

Notes

- Before operation, check that your computer is connected to the internet.
- Import tracks one at a time.
- When an un-imported track is loaded to the deck, importing starts automatically.
- While a streaming track is being loaded to the deck, recording is not available.
- For limitations on operating streaming tracks, see “Limitations” (page 13)

To analyze tracks

If the [Preferences] window > [Analysis] tab > [Track Analysis] > [Auto Analysis] is set to [Enable], analysis of a track automatically starts after the track is imported. To start the analysis, right-click the track, and then select [Analyze Track].
For more details, refer to “Operating Instructions.”


Playing offline (Beatport)

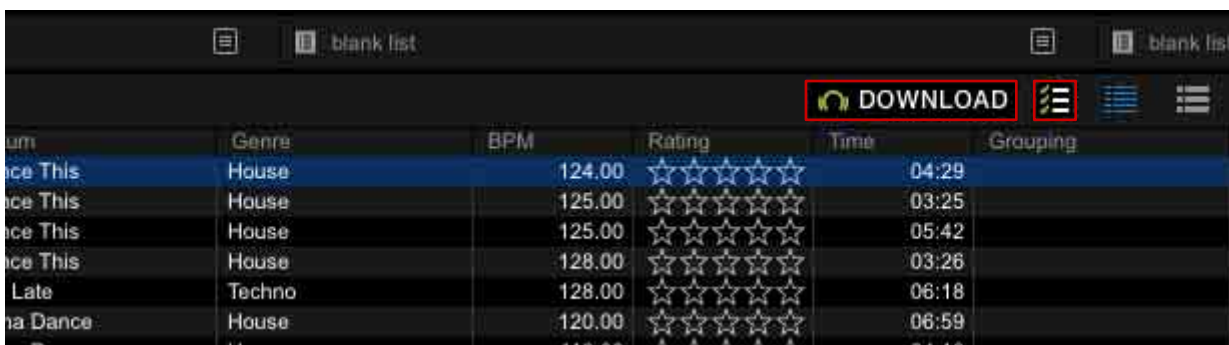
With a Beatport LINK PRO subscription, you can play Beatport tracks without connecting to the internet. You need to store tracks to the computer before playing them.

1 Select a track, and then click  **DOWNLOAD**.

You can select multiple tracks.

The track starts to download. Stored tracks are indicated with .

When you click , the stored tracks are listed.



2 Load a track to the deck, and then play it.

Hints

- You can also store a track by right clicking the track, and then selecting [Store Offline].
- For the maximum number of tracks that can be stored on the computer, refer to the Beatport contract.
- You can also display a list of stored tracks by selecting [Beatport Locker] in the tree view.

To delete a stored track

Right-click the stored track, and then select [Remove stored track].

Others

Troubleshooting

Before making inquiries on operating procedures or technical issues, read the following and check the FAQ provided on rekordbox.com.

■ Cannot log in to the music streaming service.

- Check that your computer is connected to the internet.

■ Music files cannot be displayed in the track list.

- When using SoundCloud, an account with SoundCloud Go+ is required. For details on SoundCloud Go+, see the SoundCloud website.
<https://soundcloud.com/>
- When using Beatport, an account with Beatport LINK is required. For details on Beatport LINK, see the Beatport website.
<https://www.beatport.com/>

■ Cannot load a track to the deck.

- If a track has not been imported, it is imported before loading. Wait until the import is completed.
- Check that the track a track has not been deleted from the music streaming service.
- While recording, loading is not available.

■ The waveform is not displayed in the track list.

- Import the track first, and then analyze it (page 9).

■ Music streaming tracks cannot be added to playlists.

- Tracks cannot be added to playlists.

■ [SoundCloud] or [Beatport] is not displayed in the tree view.

- Update rekordbox to the latest version.
- Check that rekordbox is not set to EXPORT mode. Set to PERFORMANCE mode before operation. For details on setting to PERFORMANCE mode, see “rekordbox Introduction.”
- Open the [Preferences] window > [View] tab and select [SoundCloud] or [Beatport] in [Layout].
- Cannot be displayed on the sub browser screen.

Limitations

The following operations are not available for tracks from a music streaming service. Also, the tree view for the streaming service cannot be edited on rekordbox.

- Loading tracks to the sampler slot
- Playing tracks in LINK EXPORT or EXPORT mode
- USB EXPORT
- Recording
- Extracting sound from the enlarged waveform (CAPTURE)
- Using the backup function
- Editing track information
- Reflecting played tracks to [Histories]
- Adding tracks to a playlist
- Playing tracks with Automix

System Requirements

For the latest information (compatible OS, system requirements, etc.) on rekordbox, refer to rekordbox.com.

Copyright warning

The use of rekordbox is restricted with regard to the playing and copying of copy-protected music.

- The program may not operate properly if copy-protect encryption data is embedded in recorded media.
- Playback, analysis, and other operations may stop if copy-protect encryption data is detected as embedded in recorded media.

The material you record is for your own listening enjoyment, and cannot be used for other purposes without permission from the copyright owner.

- Music recorded from CDs and other media may be protected by the copyright laws of individual countries as well as by international convention. You are solely responsible for the lawful use of the recordings you make.
- When handling music that has been downloaded over the internet, the person who has downloaded the music is fully responsible for using the music in compliance with his/her contract with the site from which the music was downloaded and the copyright laws of individual countries as well as by international convention.

Trademarks and licenses

- Pioneer DJ is a trademark of the PIONEER CORPORATION and is used under license.
- rekordbox™ is a registered trademark of Pioneer DJ Corporation.
- SoundCloud, SoundCloud Go+ and the SoundCloud logo are registered trademarks of SoundCloud Ltd.
- Beatport, Beatport LINK, Beatport LINK PRO and Beatport logo are registered trademarks or trademarks of Beatport, LLC.

The names of companies and products mentioned herein are the trademarks of their respective owners.

©2019 Pioneer DJ Corporation. All rights reserved.