

Pioneer Dj

rekordboxTM

Lyric function Operation Guide

 **rekordbox**

Contents

1	Before Start.....	2
1.1	Before getting started.....	2
1.2	Overview of Lyric functions.....	2
1.3	System requirements.....	2
2	Activation	3
3	Preparation	3
3.1	Download necessary fonts.....	3
4	Using with DJ equipment.....	3
4.1	Using rekordbox with a DJ controller.....	4
5	Part names and functions.....	4
5.1	Global section	4
5.2	Lyric panel.....	4
5.3	Browse section.....	6
6	Basic Operation	7
6.1	Acquire lyrics.....	7
6.2	Display lyrics	8
6.3	Change lyric settings.....	9
6.4	Delete lyrics.....	11
7	Preferences	12
8	Using the online support.....	13

1 Before Start

1.1 Before getting started

This manual explains the Lyric functions for rekordbox ver.6.0 or later.

If you use an earlier rekordbox version than ver. 6.0, please download the suitable manual from the FAQ on the rekordbox website.

For instructions on rekordbox in general, see the rekordbox Instruction Manual.

rekordbox Instruction Manual: rekordbox.com

1.2 Overview of Lyric functions

Using Lyric functions, you can play DJ with visualized lyrics in sync with the track that's playing.

Please see rekordbox.com for details of Lyric functions.

rekordbox.com

Internet connection is required to acquire lyrics and font data.

1.3 System requirements

Regarding the supported OS and required system (minimum operating environment), please refer to rekordbox.com

NOTE

Depending on some system environment, lyrics may not be displayed properly. With Lyric functions, you can view lyrics limited, even without a subscription plan. Please contract to a subscription plan after confirming that the lyrics are displayed.

2 Activation

Lyric functions can be used in one of the three following situations:

- (1) When you subscribe to the Creative Plan: all lyric functions are available.
- (2) When you subscribe to the Core Plan: the display of lyrics is limited.
- (3) When you do not have a subscription plan: the display of lyrics is limited.

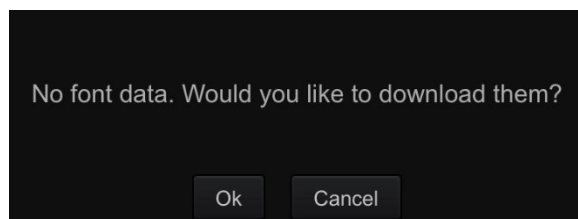
You can contract to a subscription plan on the rekordbox website.
rekordbox.com

To use the Lyric function, first go to [Preferences] > [Lyric], then checkmark [Enable Lyric Function].

3 Preparation

3.1 Download necessary fonts

To use Lyric functions, you'll need to download fonts. During the process of activation or trial, you will see the dialog below. Please follow the instructions to download fonts.



4 Using with DJ equipment

Connect your computer to the DJ equipment (DJ controller or DJ player(CDJ/XDJ)) with a USB cable to control rekordbox on the DJ equipment.

Please refer to the Instruction Manual of DJ equipment compatible with rekordbox (rekordbox.com)

Be sure to read the Instruction Manual of DJ equipment before using it.

You may be unable to properly operate the device depending on the USB connection status. This could be due to the bandwidth of the USB port and the USB hub on your computer. Changing the USB hub or port may solve the problem.

4.1 Using rekordbox with a DJ controller

For instructions on how to operate your DJ equipment, visit pioneerdj.com and see the [Instruction Manuals] .

5 Part names and functions

5.1 Global section

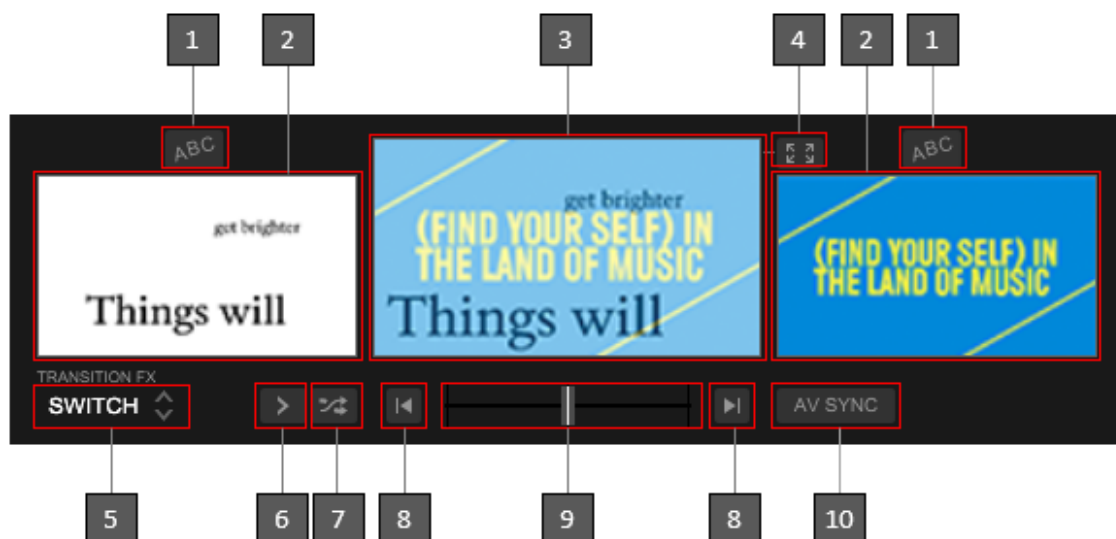
- Lyric button



Show/hide lyric panel.

5.2 Lyric panel

- Lyric panel details



[1] Lyric setting button



Click this button to change lyric settings.

[2] VIDEO DECK 1 / VIDEO DECK 2

Visualized lyrics are displayed.

[3] Preview (MASTER)

MASTER preview is displayed.

[4] Full size button



Full-size output window opens.

[5] TRANSITION FX drop-down menu



Select TRANSITION FX.

You can select from FADE, SWITCH and GRID.

[6] NEXT button



Switch TRANSITION FX to the next Transition FX in the drop-down menu.

[7] RANDOM button



Select TRANSITION FX randomly.

[8] AUTO TRANSITION button



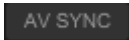
Move the VIDEO CROSSFADER automatically.

[9] VIDEO CROSSFADER



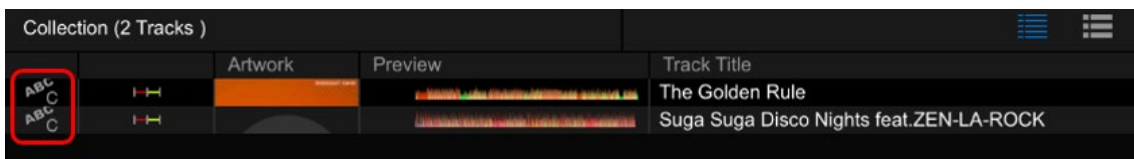
Crossfade video DECK1 and DECK2.

[10] AV SYNC button (CROSSFADER)




Enable/disable sync of the VIDEO CROSSFADER (VIDEO panel) and the audio CROSSFADER (MIXER panel). (toggle feature)

5.3 Browse section



The following icons are shown on tracks with lyrics.

There are 3 types of lyric data as follows:

 lyric (word sync): Each word of lyrics has display time information.

 lyric (line sync): Each line of lyrics has display time information.

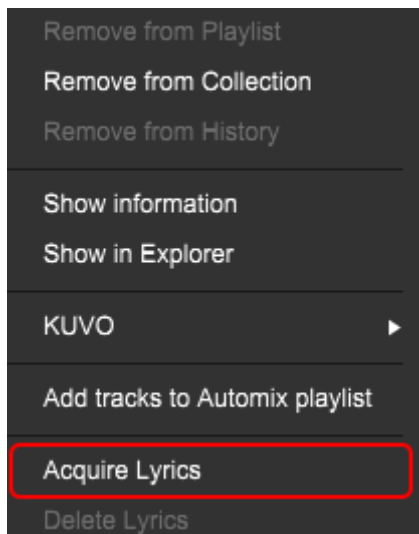
 lyric (no sync): Lyrics that have no display time information.

6 Basic Operation

6.1 Acquire lyrics

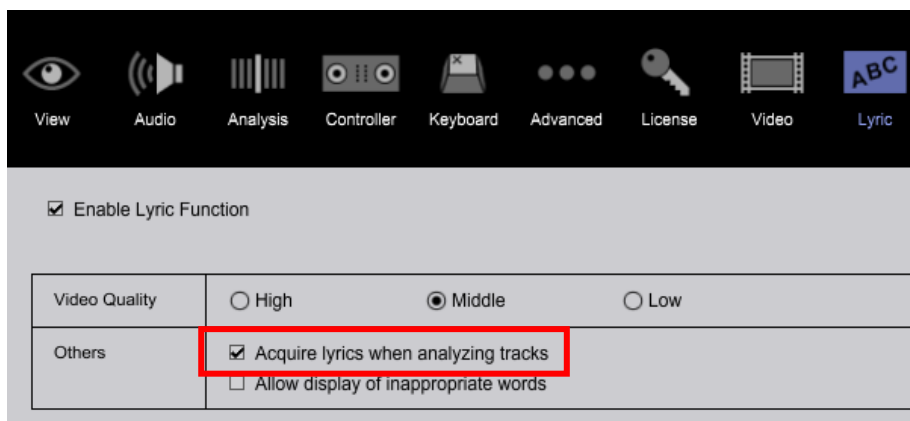
You can acquire lyrics per track.

To acquire lyrics, select a track in the browser area (multiple selection available), right-click it and select [Acquire Lyrics] in the drop-down menu.



Lyrics can be automatically acquired when track analyzing.

To do so, open [Preferences]→[Lyric]→[Others]→[Acquire lyrics when analyzing tracks].



If you can't acquire lyrics, select one track on the browser, right-click it and select [Acquire Lyrics] to open the below window.

Lyric information is retrieved based on the below meta data.

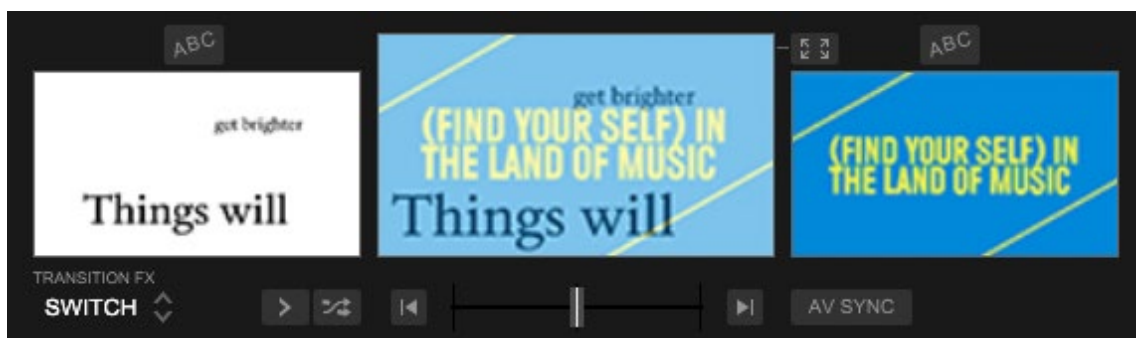
- Artist name (mandatory)
- Title (mandatory)
- Album title (optional)
- Duration (optional)

Artist name and title are mandatory and needed to match the information registered in the lyrics service. Please make sure that the artist name and title are correctly entered in rekordbox.

[Tips]

Album title and duration are optional. If you can't acquire lyrics, please blank these two optional items and click [Acquire]. Lyrics may be acquired.

6.2 Display lyrics

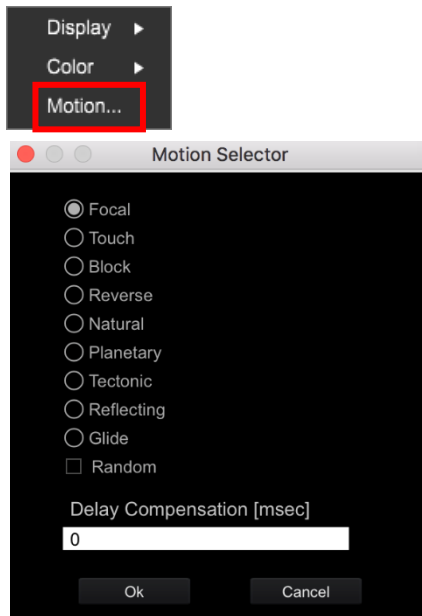


Load a track with lyrics to DECK1 or DECK2.

Visualized lyrics are shown on the Lyric panel.

6.3 Change lyric settings

• Motion settings



You can change Lyric Motion to match the lyrics.

Selectable motions differ depending of the lyric type:

① **Word Sync**

**Focal/ Touch/ Block/ Reverse/ Natural/ Planetary/ Tectonic/ Reflecting/ Glide
Pointer/ Hover/ Slit/ Ripple/ Cycle/ Tilt/ Wind**

② **Line Sync**

Bend/ Reverse/ Glide

③ **No Sync**

Torrent/ Thread/ Scroll

• Delay Compensation [msec]

Adjustment can be made at the start of a track. (offset)

For example, you can sync the music and its lyrics as follows.


Example 1 : to display lyrics 1.5 seconds earlier, enter “-1500”.

Example 2 : to display lyrics 22.8 seconds later, enter “22800”.

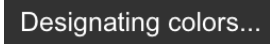
Each setting will be saved per track.

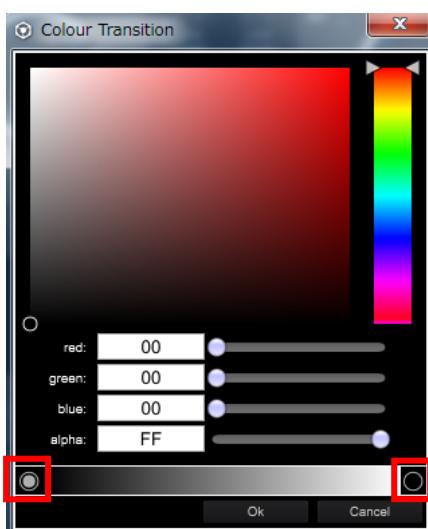
• Color settings

You can set color for lyrics.



Click  to select colors of background and letters as a set.

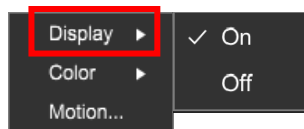
Click  to show the dialog below. You can select colors of background and letters separately. Transparency of the colors can also be changed independently.



Click **reset** to reset back to preset color (default).

The color settings are saved per track.

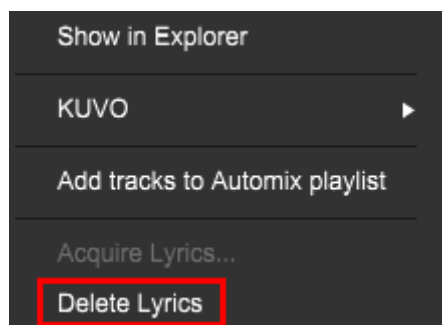
• Display



When [OFF] is selected, the display of lyrics to the selected video deck is turned off.

6.4 Delete lyrics

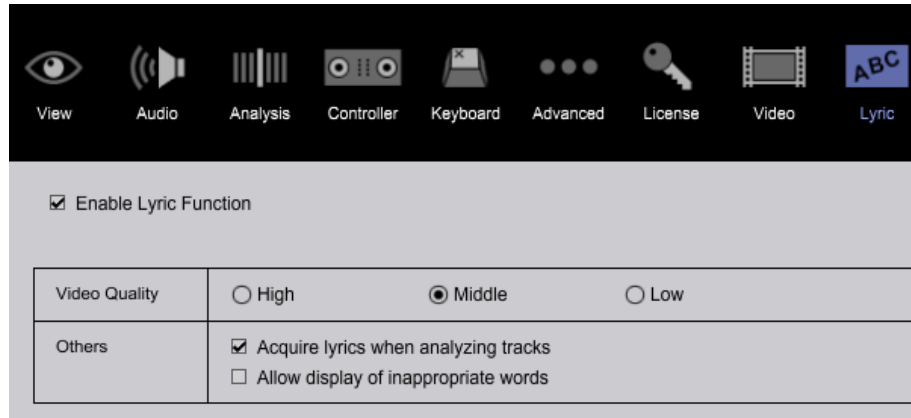
You can acquire up to 3000 tracks using Lyric functions. When the number of lyrics reaches 3000, delete unnecessary lyrics data and then acquire new lyrics data. (To delete lyrics: select acquired lyrics on the browser, right-click it and select [Delete Lyrics].)



7 Preferences

• Enable Lyric Function

Show/hide Lyric panel.



• Video Quality

Select quality of Lyric functions [Video Quality] from High/Mid/Low.

This is the same as Video functions [Video Quality].

For Video functions, please see Video functions Instruction Manual.

rekordbox.com

• Others

Acquire lyrics when analyzing tracks

When ticked, lyrics are acquired during track analysis.

Allow display of inappropriate words

When ticked, lyrics are displayed including inappropriate words.

When unticked, lyrics are displayed without inappropriate words.

NOTE:

When you change this setting, you'll need to delete lyrics manually and acquire them again through the internet to reflect the new setting to the lyrics.

When you are using the lyrics in public places, please check the lyrics thoroughly in advance.

8 Using the online support

Before making inquiries on rekordbox operating procedures or technical issues, read the rekordbox manual and check the FAQ provided on the rekordbox website.

<rekordbox website>
rekordbox.com

-
- rekordbox is a trademark or registered trademark of AlphaTheta Corporation.
 - Microsoft and Windows are either registered trademarks or trademarks of Microsoft Corporation in the United States and/or other countries.
 - Mac and macOS is a trademark of Apple Inc., registered in the U.S. and other countries.
 - Intel and Intel Core are trademarks of Intel Corporation in the United States of America and other countries.
 - The names of companies and products mentioned herein are the trademarks of their respective owners.

©2020 AlphaTheta Corporation. All rights reserved.