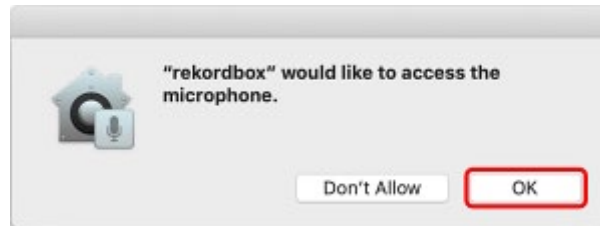


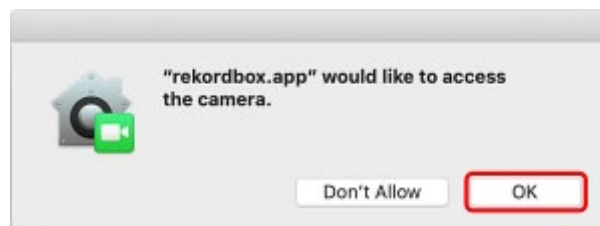
Important notice for those who are using macOS Big Sur, macOS Catalina, macOS Mojave.

To use rekordbox properly, please click [OK] when the following messages are displayed.



The functions below won't be available if you don't click [OK].

- DVS function
- Recording function when a Pioneer DJ's controller or mixer is connected.
- Other functions which require audio input to rekordbox.



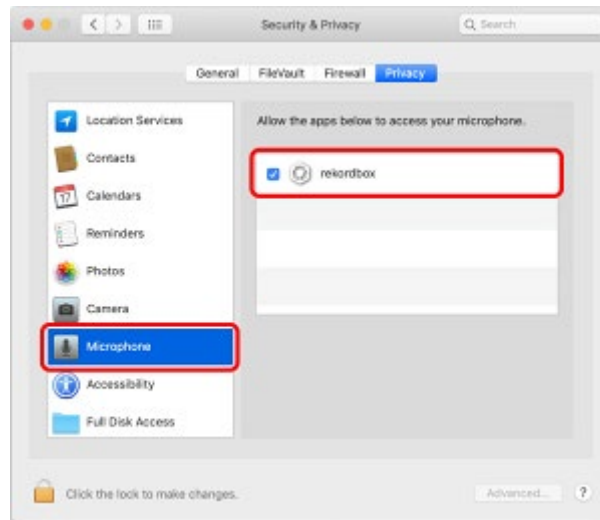
The camera function of rekordbox video won't be available if you don't click [OK].

If you accidentally clicked [Don't Allow], please follow the steps below.

– If you clicked [Don't Allow] for the message "rekordbox would like to access the microphone"

Step1. Open System Preferences > Security & Privacy.

Step2. Select [Mic], then tick [rekordbox]. Click the lock icon.



- If you clicked [Don't Allow] for the message "rekordbox would like to access the camera"

Step1. Open System Preferences > Security & Privacy.

Step2. Select [Camera], then tick [rekordbox]. Click the lock icon.



About Trademarks and Registered Trademarks

rekordbox™ is a trademark or registered trademark of AlphaTheta Corporation. Mac and macOS are trademarks of Apple Inc., registered in the U.S. and other countries.