

Pioneer Dj

Streaming Service Usage Guide

 **rekordbox**

About this manual

Read “rekordbox Introduction” and “Instruction Manual.”

- In this manual, the name of buttons and menus displayed on rekordbox are indicated with brackets (e.g. [BPM], [Collection] window).
- Please note that depending on the operating system version, operation of web browser settings, etc. may differ from the procedures described in this manual.
- Please note that the language on the rekordbox screen described in this manual may differ from the language on your screen.
- Please note that the specifications, design, etc. of rekordbox may be modified without notice and may differ from the descriptions in this manual.

Contents

About this manual	2
Introduction.....	4
Log in	5
Displaying music files from SoundCloud.....	5
Displaying music files from Beatport.....	8
Displaying music files from Beatsource	10
Displaying music files from TIDAL	12
Playing	16
Importing and playing tracks	16
Playing offline (Beatport).....	17
Playing offline (Beatsource)	18
Playing offline (SoundCloud).....	19
Playing Free DJ Playlists (SoundCloud)	20
Others	22
Troubleshooting	22
Limitations.....	24
System Requirements.....	24
Copyright warning	25
Trademarks and licenses	25

Introduction

rekordbox can use music files from a music streaming service for DJ performance. By using music files from a streaming service, you can select more tracks for your DJ performance.

- SoundCloud

To use the SoundCloud streaming service with rekordbox, you need to register for SoundCloud Go+. For details on services and available areas, visit the SoundCloud website.

<https://soundcloud.com/>

- Beatport

To use the Beatport streaming service with rekordbox, you need to register for Beatport LINK. For details on services and available areas, visit the Beatport website.

<https://www.beatport.com/>

- Beatsource

To use the Beatsource streaming service with rekordbox, you need to register for Beatsource LINK. For details on services and available area, visit the Beatsource website.

<https://www.beatsource.com/>

- TIDAL

To use the TIDAL streaming service with rekordbox, you need to register for TIDAL Premium or TIDAL HiFi. For details on services and available area, visit the TIDAL website.

<https://tidal.com/>

To log in to the music streaming service, it is required to connect your computer to the Internet.

The streaming service can be used in **PERFORMANCE** mode. You need to check that the version of rekordbox is 6.1.1 or higher. If not, update rekordbox to the latest version.

Log in



Check that **[PERFORMANCE]** is selected in the upper-left corner of the screen.

Displaying music files from SoundCloud

Log in to SoundCloud from rekordbox to display music files from SoundCloud in the track list of the browser panel.

- 1 Click [Log in] next to [SoundCloud] in the tree view of the browser panel.

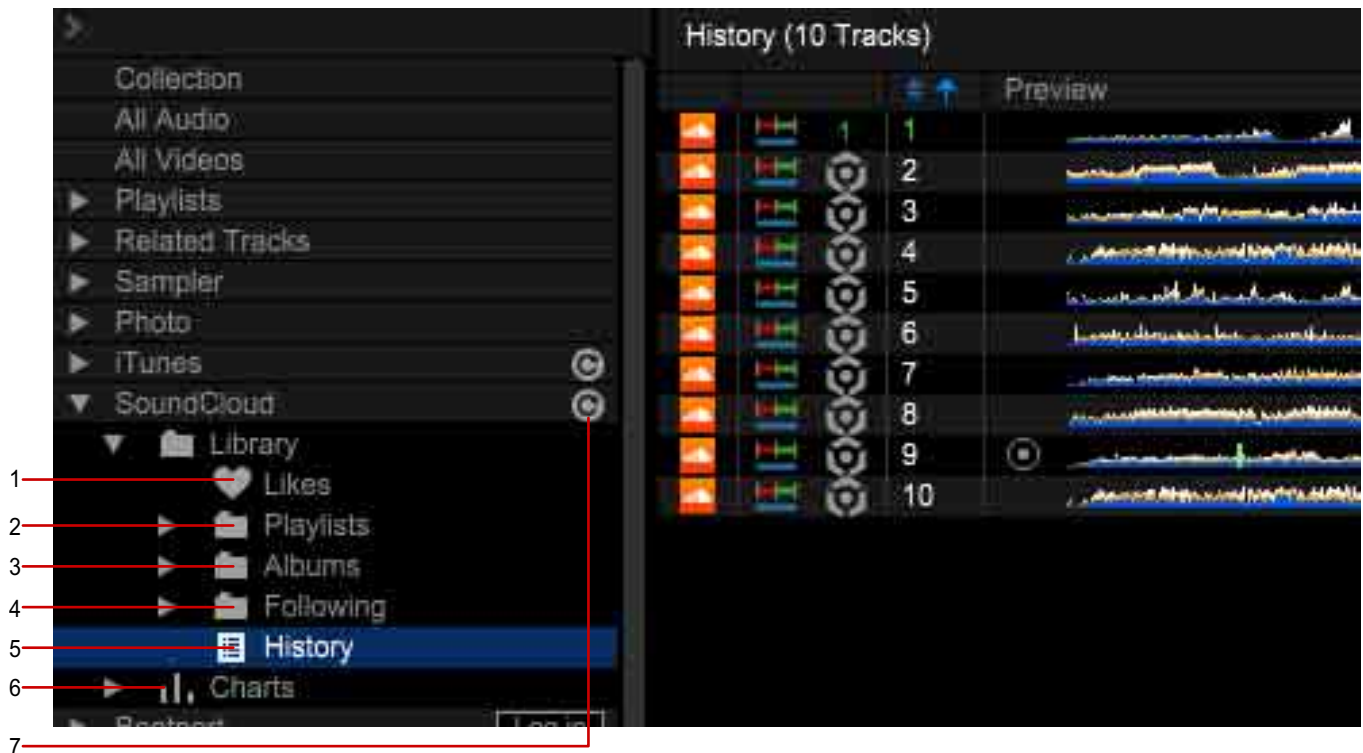


- 2 Click [Sign in to your Go+ account].
Your web browser launches and the SoundCloud sign in window is displayed.
- 3 Log in to an account with SoundCloud Go+.
When log in is completed, the SoundCloud library loads onto rekordbox.
 - If you log in to an account without SoundCloud Go+, tracks cannot be loaded. The loaded tracks are indicated with .
 - Tracks indicated with  cannot be played on rekordbox.

To log out

Right-click [SoundCloud] in the tree view, and then select [Log out].

Menu in the tree view



1. [Likes]
Displays tracks set as your favorites.
2. [Playlists]
Displays playlists created or set as your favorite on SoundCloud.
3. [Albums]
Displays your favorite albums on SoundCloud.
4. [Following]
Displays your favorite users on SoundCloud.
5. [History]
Displays the tracks played on SoundCloud.
6. [Charts]
Displays high-ranking tracks in each genre on SoundCloud.
<https://soundcloud.com/charts>
7. Update button
Updates the library.

[SoundCloud] in the [Preferences] window

By opening the [Preferences] window > [Advanced] tab > [Others] tab, you can set the audio quality in [SoundCloud].



You can use High Quality Streaming by selecting [High Quality 256kbps (AAC)]. However, if a track is not in AAC format, [High Quality 256kbps (AAC)] cannot be used to play or analyze the track. In this case, [128kbps (MP3)] will be used to play and analyze it.



The BeatGrid and CUE points may also need to be reset due to the possibility of the BeatGrid and CUE points shifting when [Streaming Audio Quality] is changed.

Displaying music files from Beatport

Log in to Beatport from rekordbox to display music files from Beatport in the track list of the browser panel.

- 1 Click [Log in] next to [Beatport] in the tree view of the browser panel.

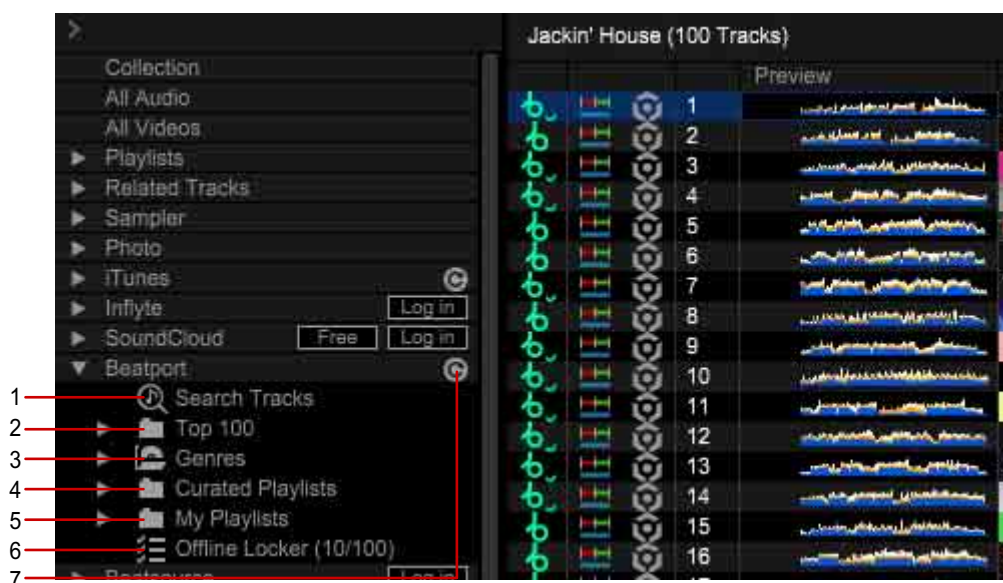


- 2 Click [Sign in to your Beatport LINK Account].
Your web browser launches and the Beatport log in window is displayed.
- 3 Log in to an account with Beatport LINK.
When log in is completed, the Beatport library load onto rekordbox.
 - If you log in to an account without Beatport LINK, tracks cannot be loaded. The loaded tracks are indicated with .
 - Tracks indicated with  cannot be played on rekordbox.

To log out

Right-click [Beatport] in the tree view, and then select [Log out].

Menu in the tree view





1. [Search Tracks]
Searches a track.
2. [Top 100]
Displays top rated tracks by genre.
3. [Genre]
Displays tracks by genre.
4. [Curated Playlists]
Displays playlists on Beatport.
5. [My Playlists]
Displays plyalists.
6. [Offline Locker]
Displays tracks saved on your computer.
7. Update button
Updates the library.

Displaying music files from Beatsource

Log in to Beatsource from rekordbox to display music files from Beatsource in the track list of the browser panel.

- 1 Click [Log in] next to [Beatsource] in the tree view of the browser panel.

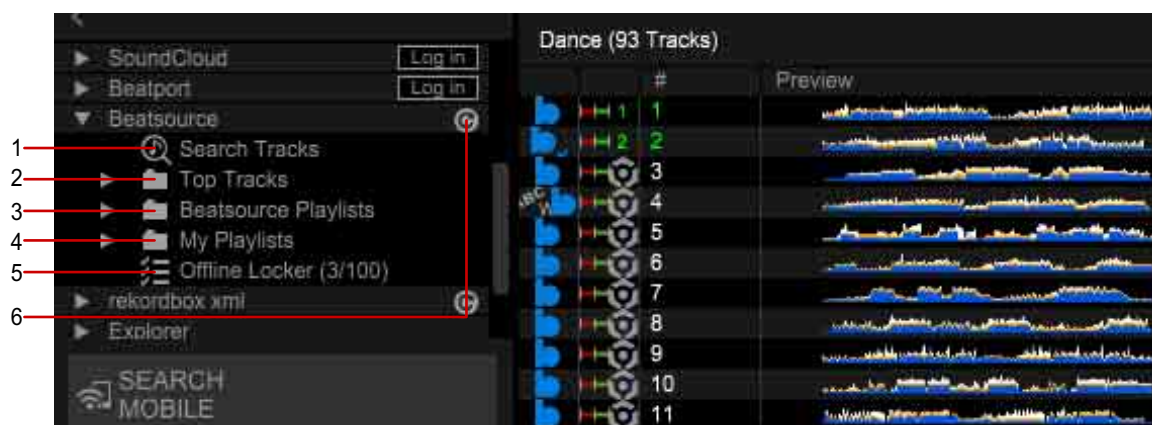


- 2 Click [Sign in with Beatsource].
Your web browser launches and the Beatsource log in window is displayed.
- 3 Log in to an account with Beatsource LINK.
When log in is completed, the Beatsource library load onto rekordbox.
 - If you log in to an account without Beatsource LINK, tracks cannot be loaded. The loaded tracks are indicated with .
 - Tracks indicated with  cannot be played on rekordbox.

To log out

Right-click [Beatsource] in the tree view, and then select [Log out].

Menu in the tree view



1. [Search Tracks]
Searches tracks.
2. [Top Tracks]
Displays top rated tracks by genre.
3. [Beatsource Playlists]
Displays playlists on Beatsource.
4. [My Playlists]
Displays playlists.
5. [Offline Locker]
Displays tracks saved on your computer.
6. Update button
Updates the library.

Displaying music files from TIDAL

Log in to TIDAL from rekordbox to display music files from TIDAL in the track list of the browser panel.

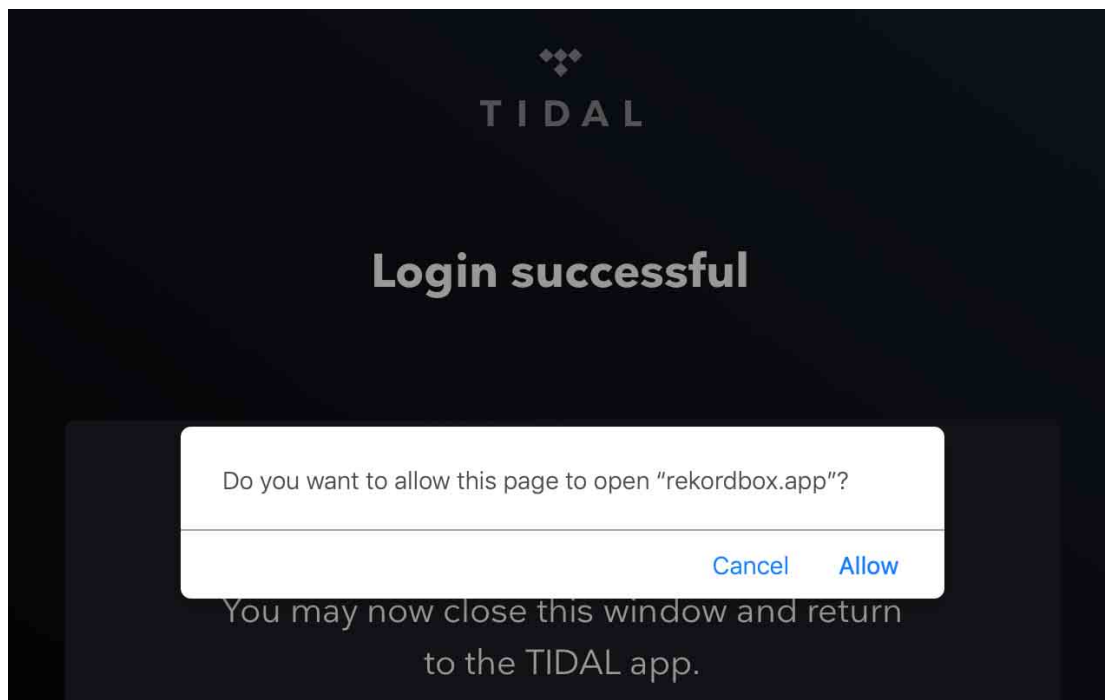
- 1 Click [Log in] next to [TIDAL] in the tree view of the browser panel.



Your web browser launches and the TIDAL log in window is displayed.

2 Log in to an account with TIDAL.

When log in is completed, the following message is displayed. (The following screen differs depending on the web browser.)



If you click [Allow], the TIDAL library load onto rekordbox.

If you click [Cancel], the TIDAL library does not load onto rekordbox.

- If you log in to an account without TIDAL, tracks cannot be loaded.

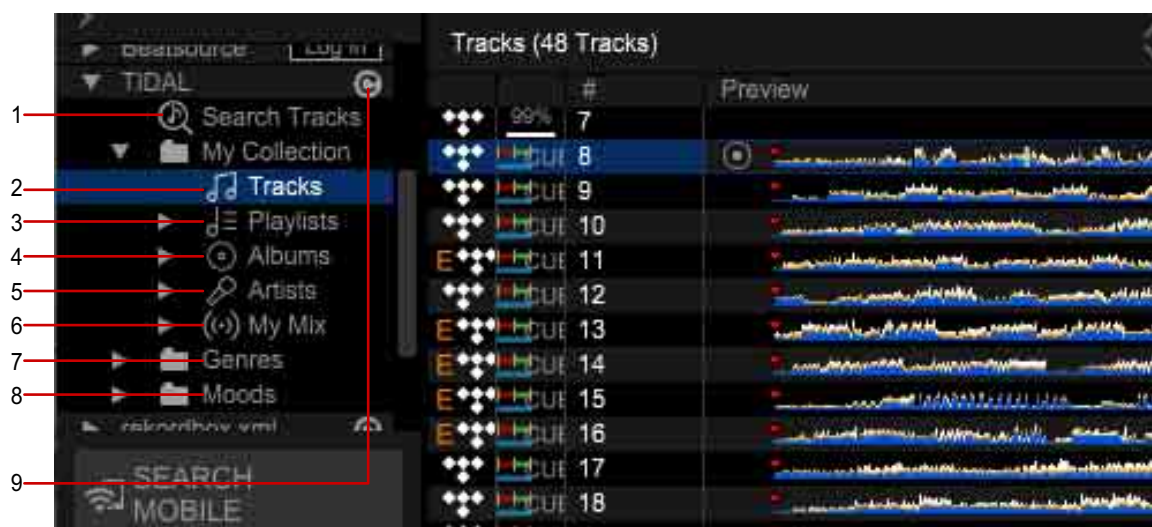
The loaded tracks are indicated with .

Tracks indicated with  cannot be played on rekordbox.

■ To log out

Right-click [TIDAL] in the tree view, and then select [Log out].

Menu in the tree view



1. [Search Tracks]
Searches a track.
2. [Tracks]
Displays tracks.
3. [Playlists]
Displays playlists.
4. [Albums]
Displays albums.
5. [Artists]
Displays artists.
6. [My Mix]
Displays the My Mix playlists.
7. [Genres]
Displays tracks by genres.
8. [Moods]
Displays the Moods playlists.
9. Update button
Updates the library.

[TIDAL] in the [Preferences] window

By opening the [Preferences] window > [Advanced] tab > [Others] tab, you can set the audio quality in [TIDAL].




[Lossless (FLAC)] can be selected when you log in to an account with a TIDAL HiFi subscription.

It is fixed to [High (AAC)] when you log in to an account with a TIDAL Premium subscription.

The BeatGrid and CUE points may need to be reset due to the possibility of the BeatGrid and CUE points shifting when [Streaming Audio Quality] is changed.

Playing

Importing and playing tracks

- 1 Right-click the track, and then select [Import To Collection].
Music files are downloaded and imported to [Collection].
Imported tracks are indicated with .
- 2 Load the track to the deck, and then play it.

Notes


- Before operation, check that your computer is connected to the internet.
- Import tracks one at a time.
- When an un-imported track is loaded to the deck, importing starts automatically.
- While a streaming track is being loaded to the deck, recording is not available.
- For limitations on operating streaming tracks, see “Limitations” (page 24)

To analyze tracks

If the [Preferences] window > [Analysis] tab > [Track Analysis] > [Auto Analysis] is set to [Enable], analysis of a track automatically starts after the track is imported. To start the analysis, right-click the track, and then select [Analyze Track].
For more details, refer to “Instruction Manual.”


Playing offline (Beatport)

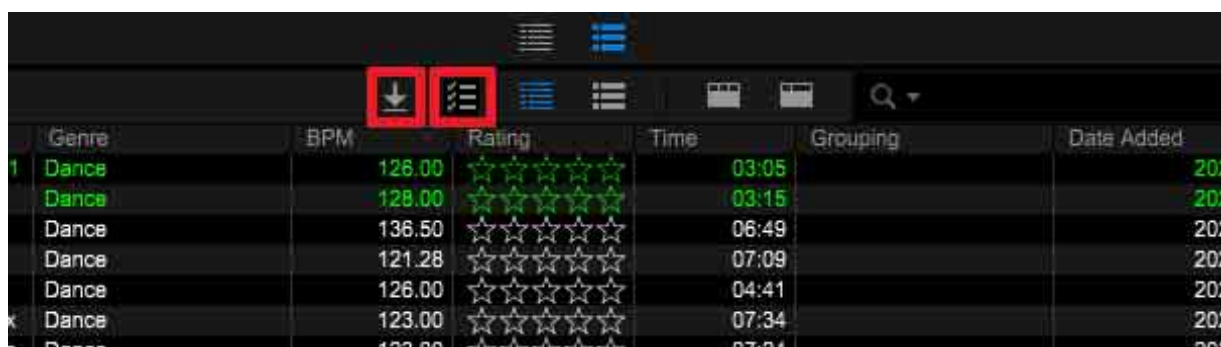
With a Beatport LINK PRO subscription, you can play Beatport tracks without connecting to the internet. You need to store tracks to the computer before playing them.

1 Select a track, and then click .

You can select multiple tracks.

The track starts to download. Stored tracks are indicated with .

When you click , the stored tracks are listed.



2 Load a track to the deck, and then play it.

Hints


- You can also store a track by right clicking the track, and then selecting [Store Offline].
- For the maximum number of tracks that can be stored on the computer, refer to the Beatport contract.
- You can also display a list of stored tracks by selecting [Offline Locker] in the tree view.

To delete a stored track

Right-click the stored track, and then select [Remove stored track].


Playing offline (Beatsource)

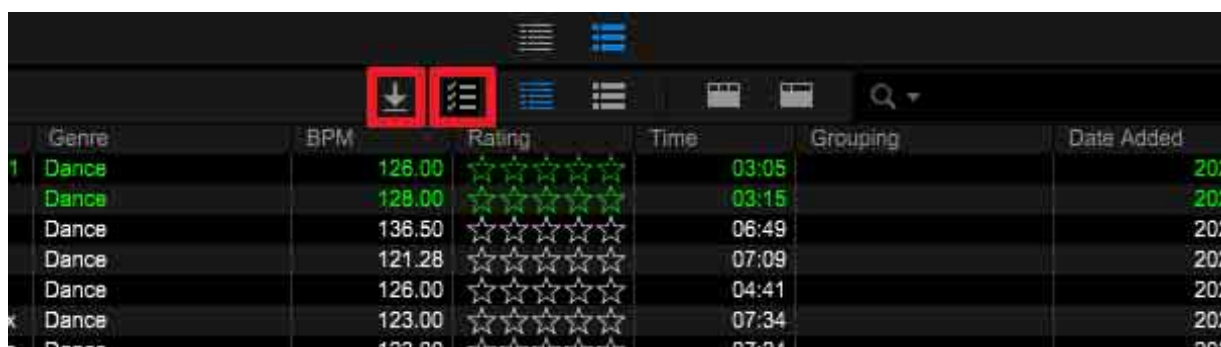
With a Beatsource LINK PRO subscription, you can play Beatsource tracks without connecting to the internet. You need to store tracks to the computer before playing them.

1 Select a track, and then click .

You can select multiple tracks.

The track starts to download. Stored tracks are indicated with .

When you click , the stored tracks are listed.



2 Load a track to the deck, and then play it.

Hints


- You can also store a track by right clicking the track, and then selecting [Store Offline].
- For the maximum number of tracks that can be stored on the computer, refer to the Beatsource contract.
- You can also display a list of stored tracks by selecting [Offline Locker] in the tree view.

To delete a stored track

Right-click the stored track, and then select [Remove stored track].


Playing offline (SoundCloud)

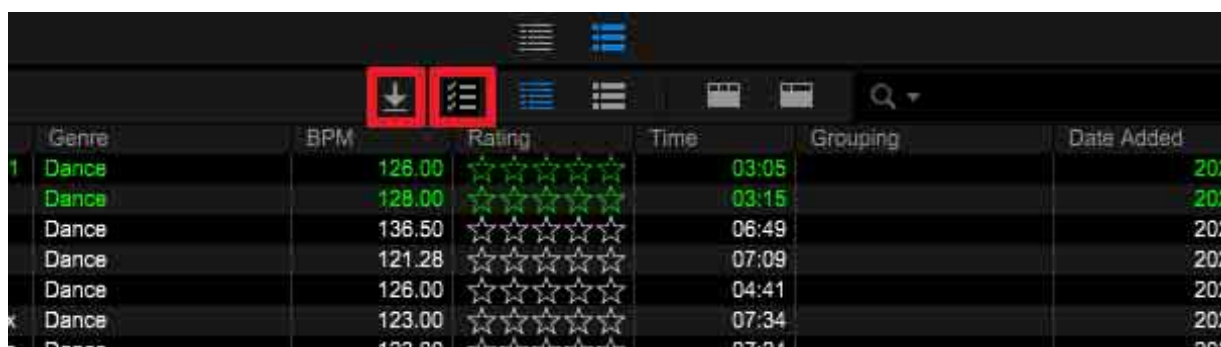
With a SoundCloud DJ subscription, you can play SoundCloud tracks without connecting to the internet. You need to store tracks to the computer before playing them.

1 Select a track, and then click .

You can select multiple tracks.

The track starts to download. Stored tracks are indicated with .

When you click , the stored tracks are listed.



2 Load a track to the deck, and then play it.

Hints

- You can also store a track by right clicking the track, and then selecting [Store Offline].
- For the maximum number of tracks that can be stored on the computer, refer to the SoundCloud contract.
- You can also display a list of stored tracks by selecting [Downloads] in the tree view.

To delete a stored track

Right-click the stored track, and then select [Remove stored track].

Playing Free DJ Playlists (SoundCloud)

You can play SoundCloud tracks from Free DJ Playlists without a SoundCloud subscription.

- 1 Click [Free] next to [SoundCloud] in the tree view of the browser panel.



Free DJ Playlists load onto rekordbox.

- 2 Display tracks of Free Playlists.

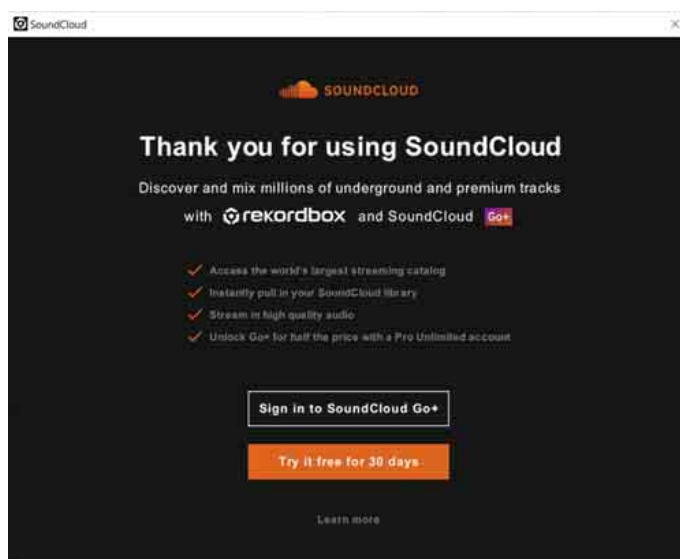


- 3 Load the track to the deck and then play it.

Notes

- After closing rekordbox, tracks are not displayed. To display tracks again, load Free DJ Playlists.

- The following advertisement screen is displayed every time 3 tracks of Free Playlists are loaded to the deck.



Others

Troubleshooting

Before making inquiries on operating procedures or technical issues, read the following and check the FAQ provided on rekordbox.com.

■ Cannot log in to the music streaming service.

- Check that your computer is connected to the internet.

■ Music files cannot be displayed in the track list.

- When using SoundCloud, an account with SoundCloud Go+ is required. For details on SoundCloud Go+, see the SoundCloud website.
<https://soundcloud.com/>
- When using Beatport, an account with Beatport LINK is required. For details on Beatport LINK, see the Beatport website.
<https://www.beatport.com/>
- When using Beatsource, an account with Beatsource LINK is required. For details on Beatsource LINK, see the Beatsource website.
<https://www.beatsource.com/>
- When using TIDAL, an account with TIDAL Premium or TIDAL HiFi is required. For details on TIDAL Premium and TIDAL HiFi, see the TIDAL website.
<https://tidal.com/>

■ Cannot load a track to the deck.

- If a track has not been imported, it is imported before loading. Wait until the import is completed.
- Check that the track a track has not been deleted from the music streaming service.
- While recording, loading is not available.

■ The waveform is not displayed in the track list.

- Import the track first, and then analyze it (page 16).

■ Music streaming tracks cannot be added to playlists.

- Tracks cannot be added to playlists.

■ [SoundCloud], [Beatport], [Beatsource], or [TIDAL] is not displayed in the tree view.

- Update rekordbox to the latest version.
- Check that rekordbox is not set to EXPORT mode. Set to PERFORMANCE mode before operation. For details on setting to PERFORMANCE mode, see “rekordbox Introduction.”
- Open the [Preferences] window > [View] tab and select [SoundCloud], [Beatport], [Beatsource], or [TIDAL] in [Layout].
- Cannot be displayed on the sub browser screen.

■ The BeatGrid and CUE points shifted after changing the [Streaming Audio Quality] for SoundCloud or TIDAL.

- Reset the BeatGrid and CUE points.

Also, refer to the rekordbox website FAQ below.

rekordbox.com/en/support/faq/streaming-6/#faq-q600146

Limitations

The following operations are not available for tracks from a music streaming service. Also, the tree view for the streaming service cannot be edited on rekordbox.

- Loading tracks to the sampler slot
- Playing tracks in LINK EXPORT or EXPORT mode
- USB EXPORT
- Recording
- Extracting sound from the enlarged waveform (CAPTURE)
- Using the backup function
- Editing track information
- Playing tracks with Automix
- Adding to KUVUO playlist with [Send Live Playlist to KUVUO.] enabled

System Requirements

For the latest information (compatible OS, system requirements, etc.) on rekordbox, refer to the rekordbox website.

rekordbox.com/en/download/#system

Copyright warning

The use of rekordbox is restricted with regard to the playing and copying of copy-protected music.

- The program may not operate properly if copy-protect encryption data is embedded in recorded media.
- Playback, analysis, and other operations may stop if copy-protect encryption data is detected as embedded in recorded media.

The material you record is for your own listening enjoyment, and cannot be used for other purposes without permission from the copyright owner.

- Music recorded from CDs and other media may be protected by the copyright laws of individual countries as well as by international convention. You are solely responsible for the lawful use of the recordings you make.
- When handling music that has been downloaded over the internet, the person who has downloaded the music is fully responsible for using the music in compliance with his/her contract with the site from which the music was downloaded and the copyright laws of individual countries as well as by international convention.

Trademarks and licenses

- rekordbox™ is a trademark or registered trademark of AlphaTheta Corporation.
- SoundCloud, SoundCloud Go+ and the SoundCloud logo are registered trademarks of SoundCloud Ltd.
- Beatport, Beatsource, Beatport LINK, Beatsource LINK, Beatport LINK PRO, Beatsource LINK PRO, Beatport logo and Beatsource logo are trademarks or registered trademarks of Beatport, LLC.
- TIDAL is a trademark of TIDAL MUSIC AS.

Other product, technology and company names, etc. mentioned herein are trademarks or registered trademarks of their respective owners.

©2020 AlphaTheta Corporation.