



rekordbox CloudDirectPlay Operation Guide



About this manual

This manual explains about rekordbox CloudDirectPlay. Read “rekordbox Introduction” and “Instruction Manual” for instructions on rekordbox in general.
rekordbox.com/en/download/#manual

- In this manual, the name of buttons and menus displayed on rekordbox are indicated with brackets (e.g. [BPM], [Collection] window).
- Please note that depending on the operating system version, web browser settings, etc., operation may differ from the procedures described in this manual.
- Please note that the language on the rekordbox screen described in this manual may differ from the language on your screen.
- Please note that the specifications, design, etc. of rekordbox may be modified without notice and may differ from the descriptions in this manual.

Contents

About this manual	2
Introduction	4
About CloudDirectPlay	4
rekordbox (Mac/Windows)	6
Using CloudDirectPlay	6
About an authenticated device for CloudDirectPlay	8
Canceling the device authentication on the website	9
Multi player (CDJ-3000)	10
Using the CDJ-3000	10
Cheking the Internet connection	11
Logging in to CloudDirectPlay	12
Using music files of CloudDirectPlay	13
Others	14
Troubleshooting	14
Trademarks and licenses	16

Introduction

About CloudDirectPlay

When using CloudDirectPlay, you can download a music file uploaded to the cloud storage to a supported multi player, and then you can play it.

To upload a music file to cloud storage, use the Cloud Library Sync function. By using a cloud storage for uploading music files, you can download and play them on your PC/Mac, mobile devices, or compatible multi players.

For Cloud Library Sync, refer to Cloud Library Sync Operation Guide.

rekordbox.com/manual/

For an overview, refer to the Features page on rekordbox.com.

■ rekordbox version

CloudDirectPlay is included in the following rekordbox versions. If you are using an earlier version, please install the latest version.

- rekordbox for Mac/Windows: ver. 6.6.2 or later
- rekordbox for iOS/Android: ver. 3.4.1 or later

■ Subscription

CloudDirectPlay is available with any plan including with Free plan. For details about plans, refer to the Plan page on rekordbox.com.

rekordbox.com/en/plan/

■ Supported multi player

CloudDirectPlay supports the CDJ-3000 with the firmware ver. 2.00 or later. If you are using an earlier version, please install the latest version.

pioneerdj.com/en-us/support/software/

■ Cloud storage service

CloudDirectPlay uses a cloud storage service used for Cloud Library Sync.

CloudDirectPlay supports Dropbox. (As of March 2022)

For more details, refer to Cloud Library Sync Operation Guide.

rekordbox.com/manual/

■ Internet speed

The time required for library synchronization and music file download varies greatly depending on the strength of your Internet connection. With CloudDirectPlay an Internet speed of 20 Mbps or higher is recommended for download.

■ Individual use

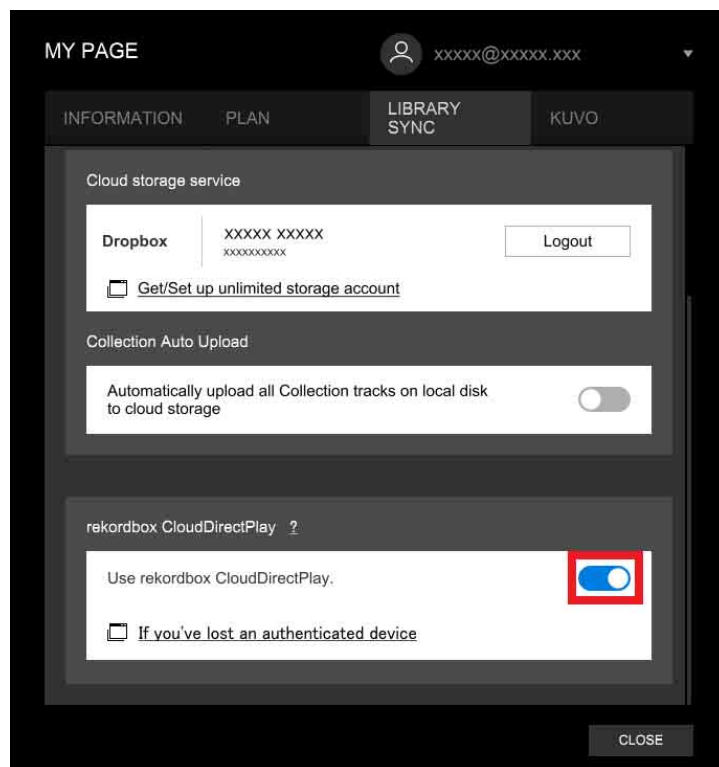
With CloudDirectPlay individuals can use the same library on multiple PC/Mac, mobile devices, and multi players but multiple people cannot share the same library.

rekordbox (Mac/Windows)

Use CloudDirectPlay with rekordbox for Mac/Windows.

Using CloudDirectPlay

- 1 On rekordbox for Mac/Windows, click [MY PAGE] in the upper-right corner of the screen to open the [MY PAGE] window.
- 2 Click the [LIBRARY SYNC] tab.
Check that [Sync library to another device] of [Cloud Library Sync] is turned on.
- 3 Turn on [Use rekordbox CloudDirectPlay].



On the cloud server, the library conversion will begin.

When the conversion is complete, an authentication button will appear to the right of the device name in the tree view, and then CloudDirectPlay will be available.



Note

- The library conversion may take time according to the number of music files in the library.
- If a library conversion error occurs, [Use rekordbox CloudDirectPlay] will be automatically turned off. If the library conversion error occurs repeatedly, please contact the support from rekordbox.com.
- When [Use rekordbox CloudDirectPlay] is turned off, the authentication of all devices in the same account will be canceled.
- When [Use rekordbox CloudDirectPlay] is turned off and then back on, the library conversion will begin again.


About an authenticated device for CloudDirectPlay

To download and play music files on a multi player supporting CloudDirectPlay, an authenticated device (USB storage device or SD memory card) is required. Connect the device to your PC/Mac and click the authentication button to use the device as an authenticated device for CloudDirectPlay.

■ To authenticate the device

- 1 Click the authentication button on the right of the device name in the tree view.



When the device has been authenticated, the authentication button will change to  (authenticated icon).

■ To cancel the device authentication

Click  again to cancel the authentication.

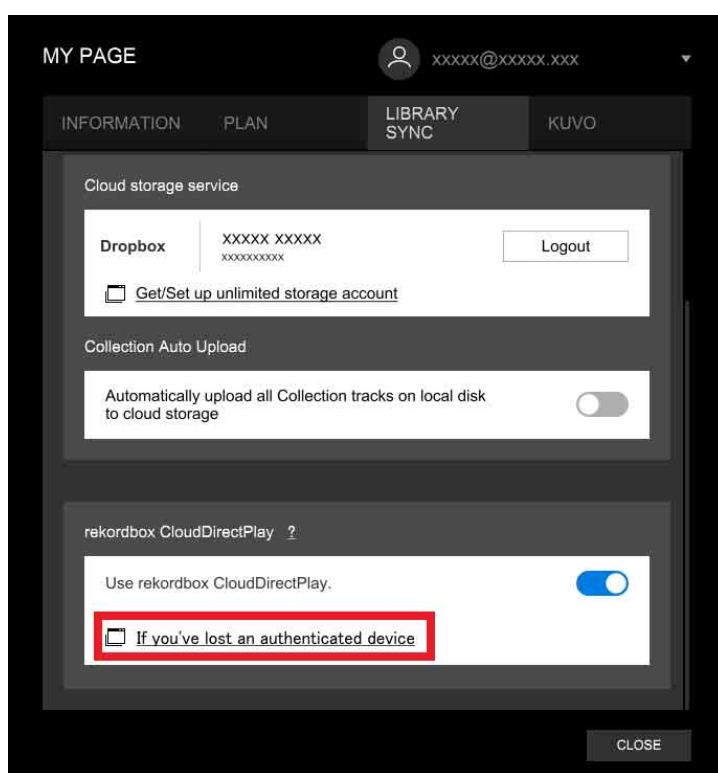
Note

- If you have multiple accounts: Switch the account to the account that authenticated the device, then cancel the authentication.
- If the account belongs to someone else: Cancel the authentication with connecting the device to the PC/Mac of that account or cancel the authentication on the website from the PC/Mac of that account.

Canceling the device authentication on the website

You can cancel the authentication on the website, such as if you lose your device.

- 1 On rekordbox for Mac/Windows, click [MY PAGE] in the upper-right corner of the screen to open the [MY PAGE] window.
- 2 Click the [LIBRARY SYNC] tab.
- 3 Turn on [If you've lost an authenticated device].



The website appears on the browser. Cancel the authorization on the website.

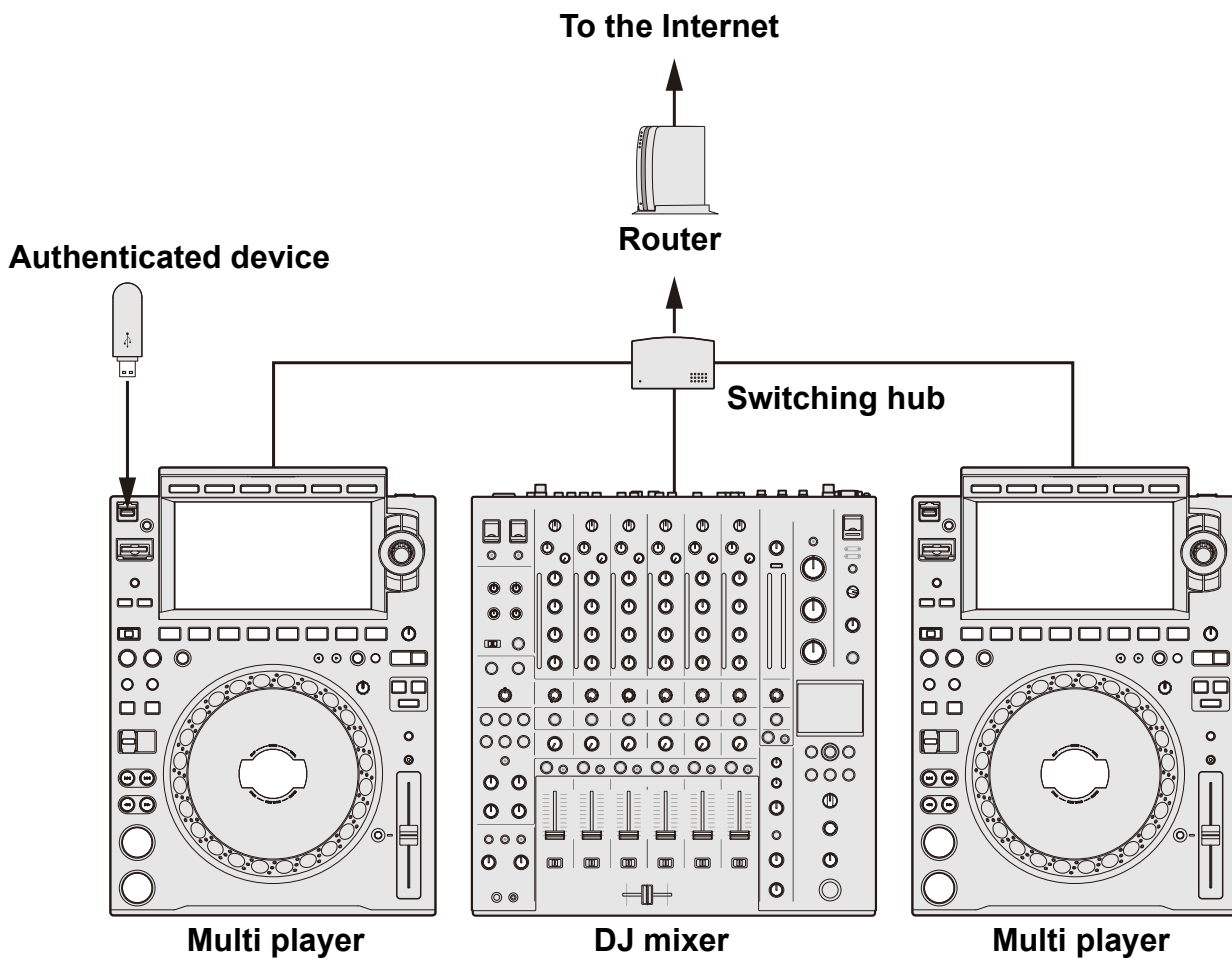
Note

- You cannot cancel the authorization with another account. It is necessary to switch the account before the cancelation.

Multi player (CDJ-3000)

Using the CDJ-3000

To use CloudDirectPlay on the multi player, connect the PRO DJ LINK network to the Internet and use the device authenticated on rekordbox. For the authenticated device, see “About an authenticated device for CloudDirectPlay” (page 8).

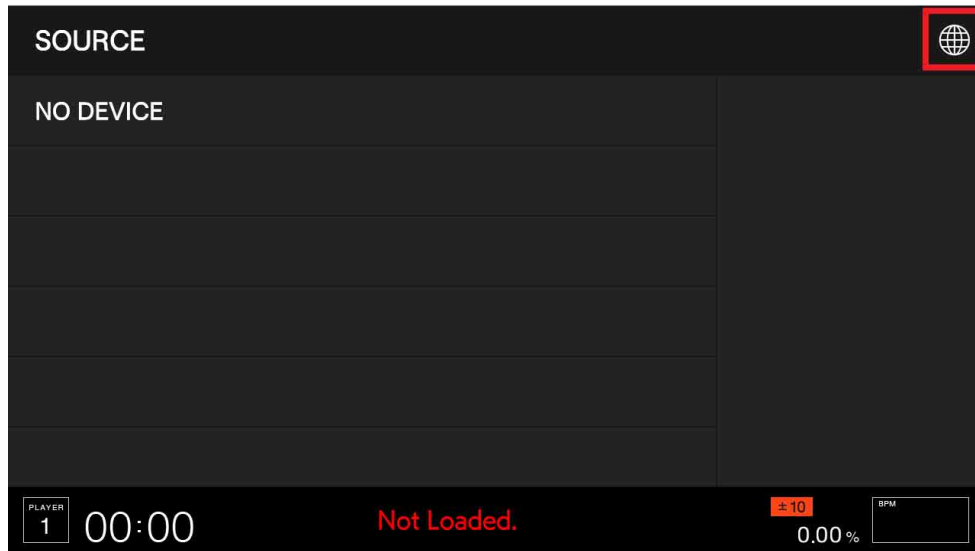



Note

- To use multiple PRO DJ LINK networks in a large place, use a network router for each PRO DJ LINK network and divide the area.

Checking the Internet connection

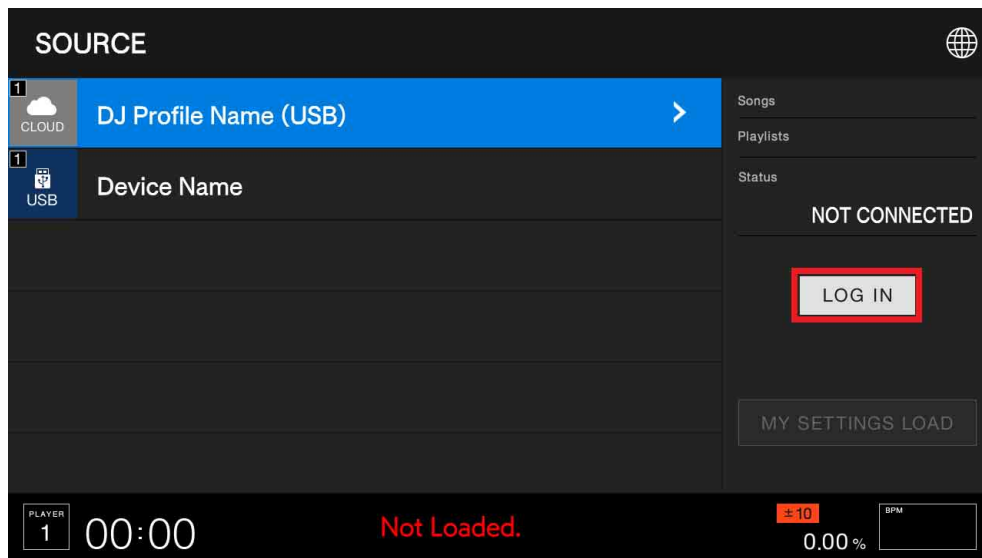
When CloudDirectPlay is available, the Internet connection icon is displayed on the [SOURCE] display as shown below.



If the Internet connection icon is grayed out as , CloudDirectPlay is not available. Check the Internet connection.

Logging in to CloudDirectPlay

- 1 Insert the device authenticated for CloudDirectPlay to the multi player.
When a valid authenticated device is inserted, it will be added as a source on the [SOURCE] display.
- 2 Click [LOG IN] in the information area of the [SOURCE] display.



CloudDirectPlay will be available.

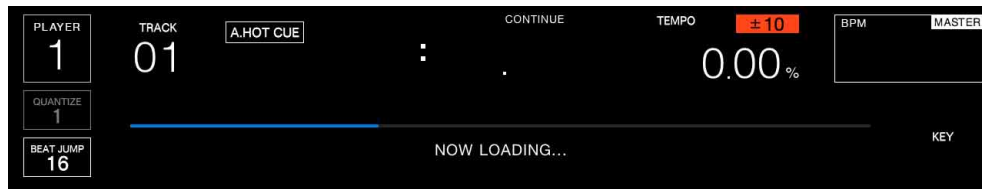
■ To log out of CloudDirectPlay

To cancel CloudDirectPlay, click [LOG OUT] in the information area of the [SOURCE] display.

Using music files of CloudDirectPlay

When you select an item of CloudDirectPlay on the [SOURCE] display, you can use music files uploaded on the cloud from the browse screen.

To download a music file to the multi player, it takes time according to the Internet speed. The download progress is displayed at the bottom of the screen.



Note

- Some of the playback functions can be used only with music files being loaded from CloudDirectPlay.
CUE
HOT CUE
- The following functions cannot be used because a music file is downloaded one by one from the TRACK list.
TRACK SEARCH
PLAYMODE(CONTINUE)
- Following functions cannot be used on CloudDirectPlay.
TOUCH PREVIEW
HOT CUE BANK
INTELLIGENT PLAYLIST
- While using CloudDirectPlay, track information changed on other CloudDirectPlay or Cloud Library Sync with the same account cannot be reflected. To update with changes, log out from CloudDirectPlay, and then log in again.

Troubleshooting

Before making inquiries about operations or technical issues, refer to troubleshooting below, or check the [FAQ] for the CDJ-3000/rekordbox.

CDJ-3000:

faq.pioneerdj.com/product.php?lang=en&p=CDJ-3000&t=faq

rekordbox:

rekordbox.com/en/support/faq/

Music files cannot be displayed or loaded.

On the supported multi player, the music files may not be displayed on the screen or may not be loaded. There are possible causes as follows.

■ Cloud Sync is incomplete

If the Cloud Library Sync between rekordbox for Mac/Windows or rekordbox for iOS/Android and the library in the cloud has not finished, the music file will not be displayed on the browse screen. Wait for the sync to finish, then the music file should display.

■ The music file has not been uploaded to Dropbox

Only music files that you have uploaded to Dropbox will be displayed on the browse screen.

If the upload is not complete, the music file cannot be loaded.

Upload the music files you want to use to Dropbox beforehand, then use them once the upload is complete.

You can upload with rekordbox for Mac/Windows or rekordbox for iOS/Android.

■ Impact of Dropbox maintenance or failure

When Dropbox is undergoing maintenance or experiencing problems, music files cannot be loaded. Try again when Dropbox is back online.

You can check the status of these issues on the Dropbox website.

<https://status.dropbox.com/>

The USB storage device or SD memory card does not have enough space.

When using CloudDirectPlay, rekordbox temporarily stores audio files downloaded from Dropbox onto a USB storage device or SD memory card. So, the required free space depends on the number and size of the downloaded files.

The approximate size of an audio file for one track is shown below. It varies depending on the length of the track and the file format though.

- MP3 format: 12 MB (6-minute track at 320 kbps bit rate)
- WAV format: 66 MB (6-minute track with CD quality)

Trademarks and licenses

- rekordbox™ is a trademark or registered trademark of AlphaTheta Corporation.
- Dropbox is a trademark or registered trademark of Dropbox, Inc.
- Windows® is a registered trademark of Microsoft Corporation in the U.S. and other countries.
- Mac and macOS are registered trademarks of Apple Inc. in the U.S. and other countries.
- iOS is a trademark containing Cisco trademark signs in the U.S. and other countries.
- Android is a trademark of Google LLC.

Other product, technology and company names, etc. mentioned herein are trademarks or registered trademarks of their respective owners.

© 2021 AlphaTheta Corporation.